













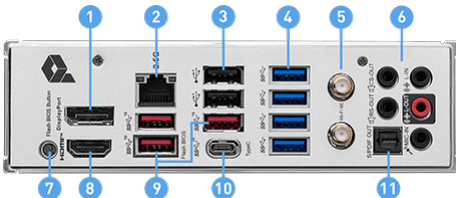
## SPECIFICATIONS

<b>Model Name</b>	PRO B650-A WIFI
<b>CPU Support</b>	Supports AMD Ryzen™ 9000 / 8000 / 7000 Series Desktop Processors
<b>CPU Socket</b>	Socket AM5
<b>Chipset</b>	AMD B650 Chipset
<b>Expansion Slots</b>	2x PCIe 4.0 x16 slots 1x PCIe 3.0 x1 slot
<b>Display Interface</b>	Support 4K@60Hz as specified in HDMI™ 2.1, DisplayPort 1.4 - Requires Processor Graphics
<b>Memory Support</b>	4 DIMMs, Dual Channel DDR5-7600+MHz (OC)
<b>Storage</b>	3x M.2 Gen4 x4 64Gbps slots, 6x SATA 6Gbps ports
<b>USB ports</b>	1x USB 20Gbps (1 Type-C), 4x USB 10Gbps (3 Type-A + 1 Type-C), 6x USB 5Gbps (6 Type-A), 6x USB 2.0
<b>LAN</b>	Realtek® 8125BG 2.5G LAN
<b>Wireless / Bluetooth</b>	AMD® Wi-Fi 6E, Bluetooth 5.3
<b>Audio</b>	8-Channel (7.1) HD Audio with Audio Boost

## FEATURES

- 
**Latest DDR5 Memory**  
 A huge step of DDR performance enhancement with the latest DDR5 memory and MSI Memory Boost technology.
- 
**Lightning Gen4 Solution**  
 The latest Gen4 PCI-E and M.2 solution with up to 64GB/s bandwidth for maximum transfer speed.
- 
**Wi-Fi 6E**  
 The latest wireless solution supports 6GHz spectrum, MU-MIMO and BSS color technology, delivering speeds up to 2400Mbps.
- 
**Extended Heatsink Design**  
 MSI extended PWM heatsink and enhanced circuit design ensures even high-end processors to run in full speed.
- 
**M.2 Shield FROZR**  
 Strengthened built-in M.2 thermal solution. Keeps M.2 SSDs safe while preventing throttling, making them run faster.
- 
**Lightning USB 20G**  
 Built-in USB 3.2 Gen 2x2 port, offers 20Gbps transmission speed, 4X faster than USB 3.2 Gen 1.
- 
**2.5G Network Solution**  
 Featuring premium 2.5G LAN to deliver better network experience.
- 
**Memory Boost**  
 Advanced technology to deliver pure data signals for the best performance, stability and compatibility.
- 
**Core Boost**  
 With premium layout and fully digital power design to support more cores and provide better performance.
- 
**EZ Debug LED**  
 Easiest way to troubleshoot.

## CONNECTIONS



- |                        |                         |
|------------------------|-------------------------|
| 1. DisplayPort         | 2. 2.5G LAN             |
| 3. USB 2.0             | 4. USB 5Gbps (Type-A)   |
| 5. Wi-Fi / Bluetooth   | 6. Audio connectors     |
| 7. Flash BIOS Button   | 8. HDMI™                |
| 9. USB 10Gbps (Type-A) | 10. USB 20Gbps (Type-C) |
| 11. S/PDIF OUT         |                         |