



FEATURES



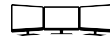
Compact Size

The same performance as a big rig but in a powerful small-sized chassis so you can take it anywhere.




DDR5 Memory

Elevate system performance with dual-channel DDR5 technology to enhance efficiency and stability for users.



Matrix Display

Supports the Multi-display mode and the surround view mode



Dual 2.5G LAN

Dual 2.5G network solution for Intranet and Internet offers a smooth experience for effective network connection.



Chassis Intrusion Detection

Detects and alerts when a computer case is opened, protecting against unauthorized physical access.



dTPM 2.0 Support

dTPM 2.0 design secures your confidential data with encryption keys.



Configurable Port

Offer the widest range of connections with a variety of optional I/O ports.



Power Meter

Power Meter enables one-click power saving, carbon emission calculation & electricity cost estimation.




Built-in Mono Speaker

Provide basic audio feedback & never miss important notifications or calls.

SPECIFICATIONS

CPU	Intel® Core™ i7 processor 14700 Intel® Core™ i5 processor 14400 Intel® Core™ i3 processor 14100 Intel® Pentium® Gold G7400 Processor
Almacenamiento	1x M.2 Slot, 2280 Gen3 x4 (PCIe, factory pre-installed)
Memoria de sistema	2x DDR5 Slots, SO-DIMMs, up to 64GB
Gráficos	Intel® UHD Graphics (Integrated)
E/S (Frontal)	1x USB 10Gb Type C 1x USB 10Gb Type A 2x USB 5Gb Type A 1x USB 2.0 1x Mic-in/Headphone-out combo
E/S (Posterior)	4x USB 2.0 1x HDMI™ out, support 4K@60Hz as specified in HDMI™ 2.1 with MSI Power Link 1x DisplayPort 1.4b, support 4K@60Hz 1x LAN port 1x WiFi Antenna 1x Configurable Port (Default: HDMI™ +LAN; Optional for HDMI™ +COM, DP+LAN, DP+COM, VGA+LAN, VGA+COM) 1x External Power Switch Pin Header 1x Kensington Lock
Sistema operativo	Windows 11 Home Windows 11 Pro - MSI recommends Windows 11 Pro for business
AUDIO	1x Internal Mono Speaker (1W)
Chipset	Intel® H610
TPM	dTPM 2.0
LAN	1x Intel® I226V (2.5G) Configurable Port: 1x Intel® I226V (2.5G) (Optional)
Adaptador AC / Fuente de alimentación	120W
LAN inalámbrica	Intel® WiFi 6E AX211 / AzureWave AW-CB515NF Wi-Fi 5 / Intel® WiFi 7 BE200 Support
KEYBOARD / MOUSE	Optional
Dimensiones (An.xProf.xAl.)	34.48 x 178.82 x 179mm (1.36 x 7.04 x 7.05 inch)
Peso (Neto/ Bruto)	1.22 Kg (2.69 lbs) / 2.44 Kg (5.38 lbs)
Bluetooth	5.3 (for AX211) / 5.0 (for AW-CB515NF) / 5.4 (for BE200)
Montaje VESA	75 x 75 mm and 100 x 100 mm

CONNECTIONS



- | | |
|---|---|
| 1. 1x USB 2.0 | 2. 2x USB 5Gb Type A |
| 3. 1x USB 10Gb Type A | 4. 1x USB 10Gb Type C |
| 5. 1x Mic-in/Headphone-out combo | 6. 1x External Power Switch Pin Header |
| 7. 1x DC Jack | 8. 1x HDMI out (supports 4K @60Hz as specified in HDMI 2.1) which supports the MSI Power Link |
| 9. 1x DisplayPort 1.4b (supports 4K@60Hz) | 10. 4x USB 2.0 |
| 11. 1x LAN port (2.5G) | 12. 1x Configurable Port (Default: HDMI+LAN(2.5G); Optional for HDMI+COM/ DP+LAN(2.5G)/ DP+COM/ VGA+LAN(2.5G)/ VGA+COM) |
| 13. 1x Kensington Lock | |

14. 1x WiFi Antenna