

PRO MP251L E2








SLIM, SLEEK, SMOOTH



SPECIFICATIONS

BRIGHTNESS (NITS)	250 cd/m2
PANEL RESOLUTION	1920 x 1080 (FHD)
PANEL TYPE	IPS
SURFACE TREATMENT	Anti-glare
DIMENSION (W x D x H)	557.2 x 192 x 413.9 mm (21.94 x 7.56 x 16.30 inch)
DYNAMIC REFRESH RATE TECHNOLOGY	Adaptive-Sync
CARTON DIMENSION (W X D X H)	630 x 142 x 411 mm (24.80 x 5.59 x 16.18 inch)
CERTIFICATES	CB/CE Energy Star
Compatibility	PC, Mac, PS5™, PS4™, Xbox, Mobile, Notebook * All trademarks and the registered trademarks are the property of their respective owners.
ACCESSORIES	1x HDMI Cable (1.4), 1x Power Adaptor, 1x Quick Guide
PANEL SIZE	24.5"
REFRESH RATE	120Hz
RESPONSE TIME	1ms (MPRT) / 4ms (GTG)
POWER INPUT	100~240V, 50~60Hz
VIEWING ANGLE	178°(H) / 178°(V)
ASPECT RATIO	16:9
CONTRAST RATIO	1500:1
sRGB	99% (CIE1976)
ACTIVE DISPLAY AREA (MM)	543.744(H) x 302.616(V)
PIXEL PITCH (H X V)	0.2832(H) x 0.2802(V)
DISPLAY COLORS	16.7M
COLOR BIT	8 bits (6 bits + FRC)
VIDEO PORTS	1x HDMI™ 1.4b (FHD@120Hz) 1x D-Sub (VGA)
KENSINGTON LOCK	Yes
VESA MOUNTING	100 x 100 mm
POWER TYPE	External Adaptor 12V 2.5A
ADJUSTMENT (TILT)	-5° ~ 20°
WEIGHT (NW / GW)	2.84 kg (6.26 lbs) / 5.54 kg (12.21 lbs)

FEATURES

- 
VESA Mountable
 To be mounted on the wall of your office & home with a VESA standard design which can make it completely invisible on a desk.
- 
IPS Grade Panel
 Instantly optimize the screen colors and brightness to ensure that you enjoy every detail at its best while creating your own on-line video.
- 
EyesErgo
 An eye care solution designed with ergonomics in mind.
- 
Eye-Q Check
 Help have self-check eyes & remind to take a rest while using the monitor for a long time.
- 
Broadened Display
 View your applications, spreadsheets and more with a perfect screen size for work desk that aligns with the visual's comfort zone.
- 
120Hz High Refresh Rate
 Enjoy the high-quality entertainment with a smoother and flicker-free images.
- 
PerfectEdge
 Set-up multi-display immensely with the 4-side edgeless design and enjoy the wider and more immersive view.

NOTE

HDMI™: 1920 x 1080 (Up to 120Hz)
D-Sub (VGA): 1920 x 1080 (Up to 60Hz)

CONNECTIONS



1. 5-way navigator
2. 1x DC Jack
3. 1x HDMI™ 1.4b (FHD@120Hz)
4. 1x D-Sub (VGA)
5. 1x Kensington Lock