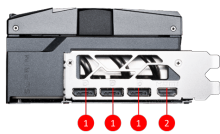




## SPECIFICATIONS

<b>Marketing Name</b>	GeForce RTX™ 5080 16G SUPRIM SOC
<b>Memory</b>	16GB GDDR7
<b>Graphics Engine</b>	NVIDIA® GeForce RTX™ 5080
<b>Bus Standard</b>	PCI Express® Gen 5 x16
<b>Memory Interface</b>	256-bit
<b>Core Clock Speed(MHz)</b>	Extreme Performance: 2760 MHz (MSI Center) Boost: 2745 MHz
<b>Memory Clock Speed(MHz)</b>	30 Gbps
<b>Maximum Displays</b>	4
<b>Output</b>	DisplayPort x 3 (v2.1b) HDMI™ x 1 (As specified in HDMI™ 2.1b: up to 4K 480Hz or 8K 120Hz with DSC, Gaming VRR, HDR)
<b>HDCP Support</b>	Y
<b>Power consumption (W)</b>	360 W
<b>Recommended Power Supply (W)</b>	850 W
<b>Digital Maximum Resolution</b>	7680 x 4320
<b>Power Connectors</b>	16-pin x 1
<b>DirectX Version Support</b>	12 Ultimate
<b>OpenGL Version Support</b>	4.6
<b>Card Dimension(mm)</b>	359 x 150 x 76 mm
<b>Weight</b>	2614 g / 3551 g

## CONNECTIONS



1. DisplayPort
2. HDMI™

## FEATURES



### HYPER FROZR THERMAL DESIGN

An apex evolution of advanced thermal design that delivers unparalleled cooling and quiet operation.



### STORMFORCE FAN

Seven fan blades, claw texturing, and a circular arc are designed for optimal airflow with minimal noise.



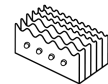
### Advanced Vapor Chamber

Built-in Vapor Chamber swiftly transfers heat from the GPU and VRAM to the core pipe for optimal dissipation.



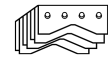
### Optimized Heat Distribution - Core Pipe

Square-shaped Core Pipes maximize heat dissipation with the Vapor Chamber for superior cooling.



### Wave Curved 4.0

Precision-engineered wave edges with a high-low fin design enhance airflow and reduce turbulence.



### Air Antegrade Fin 2.0

The fins feature a V-shaped cutout and a high-low design at the airflow passthrough to optimize flow efficiency.



### Metal Backplate

A reinforcing metal backplate with airflow vents and thermal pads enhances cooling.



### MSI Center

The exclusive MSI Center software lets you monitor, tweak and optimize MSI products in real-time.