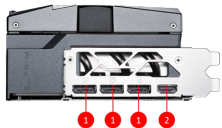




SPECIFICATIONS

Marketing Name	GeForce RTX™ 5080 16G EXPERT
Model Name	G5080-16E
Cores	10752 Units
Memory	16GB GDDR7
Graphics Engine	NVIDIA® GeForce RTX™ 5080
Interface	PCI Express® Gen 5 x16
Weight (Card / Package)	1898g / 2760g
Memory Interface	256-bit
Core Clock Speed(MHz)	Extreme Performance: 2625 MHz (MSI Center) Boost: 2617 MHz
Memory Clock Speed(MHz)	30 Gbps
Maximum Displays	4
G-SYNC™ technology	Y
Output	DisplayPort x 3 (v2.1b) HDMI™ x 1 (Supports 4K@480Hz HDR, 8K@120Hz HDR, and Variable Refresh Rate as specified in HDMI™ 2.1b)
HDCP Support	Y
Power consumption (W)	360W
Recommended Power Supply (W)	850 W
Digital Maximum Resolution	7680 x 4320
Power Connectors	16-pin x1
DirectX Version Support	12 Ultimate
OpenGL Version Support	4.6
Card Dimension(mm)	319 *150*60 mm

CONNECTIONS



1. DisplayPort
2. HDMI™

FEATURES



FLOW FROZR 2

Designed for silence and performance, MSI's Flow Frozr 2 delivers exceptional cooling to keep your graphics card performing at its best.



Push Pull Airflow

Cooling efficiency is improved with two fans working collaboratively to reduce heat buildup.



Aluminum Die-Casting

Overall structural integrity is enhanced with metal material while the flow-through ventilation reduces trapped heat.



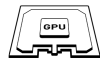
Zero Frozr

The fans completely stop when temperatures are relatively low, eliminating all noise.



STORMFORCE FAN

Seven fan blades, claw texturing, and a circular arc are designed for optimal airflow with minimal noise.



Advanced Vapor Chamber

Built-in Vapor Chamber swiftly transfers heat from the GPU and VRAM to the core pipe for optimal dissipation.



Optimized Heat Distribution - Core Pipe

Square-shaped Core Pipes maximize heat dissipation with the Vapor Chamber for superior cooling.



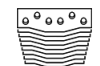
Afterburner

Take full control with the most recognized and widely used graphics card overclocking software in the world.



MSI Center

The exclusive MSI Center software lets you monitor, tweak and optimize MSI products in real-time.



Optimized Fin Design

Precisely engineered fins maximize heat dissipation, ensuring consistent cooling efficiency and sustained peak performance.