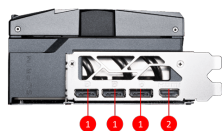




## SPECIFICATIONS

Marketing Name	GeForce RTX™ 5080 16G SUPRIM OC
Model Name	G5080-16SPC
Graphics Processing Unit	NVIDIA® GeForce RTX™ 5080
Interface	PCI Express® Gen 5 x16
Core Clocks	Extreme Performance: 2715 MHz (MSI Center) Boost: 2700 MHz
CUDA® CORES	10752 Units
Memory Speed	30 Gbps
Memory	16GB GDDR7
Memory Bus	256-bit
Output	DisplayPort x 3 (v2.1b) HDMI™ x 1 (As specified in HDMI™ 2.1b: up to 4K 480Hz or 8K 120Hz with DSC, Gaming VRR, HDR)
HDCP Support	Y
Power consumption	360 W
Power connectors	16-pin x 1 (ATX 3.1 PSU recommended)
Recommended PSU	850 W
Card Dimension (mm)	359 x 150 x 76 mm
Weight (Card / Package)	2614 g / 3551 g
DirectX Version Support	12 Ultimate
OpenGL Version Support	4.6
Maximum Displays	4
G-SYNC® technology	Y
Digital Maximum Resolution	7680 x 4320

## CONNECTIONS



1. DisplayPort
2. HDMI™

## FEATURES



### MSI Center

The exclusive MSI Center software lets you monitor, tweak and optimize MSI products in real-time.



### HYPER FROZR THERMAL DESIGN

An apex evolution of advanced thermal design that delivers unparalleled cooling and quiet operation.



### STORMFORCE FAN

Seven fan blades, claw texturing, and a circular arc are designed for optimal airflow with minimal noise.



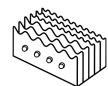
### Advanced Vapor Chamber

Built-in Vapor Chamber swiftly transfers heat from the GPU and VRAM to the core pipe for optimal dissipation.



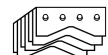
### Optimized Heat Distribution - Core Pipe

Square-shaped Core Pipes maximize heat dissipation with the Vapor Chamber for superior cooling.



### Wave Curved 4.0

Precision-engineered wave edges with a high-low fin design enhance airflow and reduce turbulence.



### Air Antegrade Fin 2.0

The fins feature a V-shaped cutout and a high-low design at the airflow passthrough to optimize flow efficiency.



### Metal Backplate

A reinforcing metal backplate with airflow vents and thermal pads enhances cooling.