

SPECIFICATIONS

Marketing Name	GeForce RTX™ 5080 16G SHADOW 3X
Model Name	G5080-16S3
Cores	10752 Units
Memory	16GB GDDR7
Graphics Processing Unit	NVIDIA® GeForce RTX™ 5080
G-SYNC™ technology	Y
Interface	PCI Express® Gen 5
Digital Maximum Resolution	7680 x 4320
Memory Interface	256-bit
Memory Clock Speed (MHz)	30 Gbps
Output	DisplayPort x 3 (v2.1b) HDMI™ x 1 (As specified in HDMI™ 2.1b: up to 4K 480Hz or 8K 120Hz with DSC, Gaming VRR, HDR)
Maximum Displays	4
HDCP Support	Y
DirectX Version Support	12 Ultimate
Card Dimension(mm)	303 x 121 x 49 mm
Card Weight (g)	1046 g / 1546 g
Power consumption (W)	360 W
Recommended PSU (W)	850 W
Power Connectors	16-pin x 1

CONNECTIONS



1. DisplayPort
2. HDMI™

FEATURES



Triple Fan

Three fans and a huge heatsink ensure a cool and quiet experience for you.



TORX FAN 5.0

Fan blades linked by ring arcs and a fan cowl work together to stabilize and maintain high-pressure airflow.



Nickel-plated Copper Baseplate

Heat from the GPU and memory is swiftly captured by a nickel-plated copper baseplate and transferred.




Core Pipes

Core Pipes feature a square design to maximize contact with the GPU baseplate for optimal thermal management.



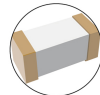
Backplate

A clean-looking backplate reinforces the length of the card.



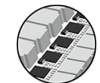
Zero Frozr

Zero Frozr is the calm before the storm, keeping fans still and maintaining silence until cooling is needed.



Fuse

Additional fuses built into the custom PCB provide additional safeguards against electrical damage.



DrMOS

DrMOS power stage solutions provide great efficiency with low power loss and enhanced voltage controls.



MSI Center

The exclusive MSI Center software lets you monitor, tweak and optimize MSI products in real-time.



Afterburner

Take full control with the most recognized and widely used graphics card overlocking software in the world.