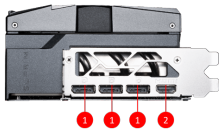




SPECIFICATIONS

Marketing Name	GeForce RTX™ 5080 16G SUPRIM SOC
Memory	16GB GDDR7
Output	DisplayPort x 3 (v2.1b) HDMI™ x 1 (As specified in HDMI™ 2.1b: up to 4K 480Hz or 8K 120Hz with DSC, Gaming VRR, HDR)
Graphics Processing Unit	NVIDIA® GeForce RTX™ 5080
Interface	PCI Express® Gen 5 x16
Core Clock Speed (MHz)	Extreme Performance: 2760 MHz (MSI Center) Boost: 2745 MHz
Memory Interface	256-bit
Memory Clock Speed (MHz)	30 Gbps
OpenGL Version Support	4.6
Maximum Displays	4
HDCP Support	Y
DirectX Version Support	12 Ultimate
Card Dimension(mm)	359 x 150 x 76 mm
Card Weight (g)	2614 g / 3551 g
Power consumption (W)	360 W
Recommended PSU (W)	850 W
Digital Maximum Resolution	7680 x 4320
Power Connectors	16-pin x 1 (ATX 3.1 PSU recommended)
Mic-in/Headphone-out	1/1

CONNECTIONS



1. DisplayPort
2. HDMI™

FEATURES



HYPER FROZR THERMAL DESIGN

An apex evolution of advanced thermal design that delivers unparalleled cooling and quiet operation.



STORMFORCE FAN

Seven fan blades, claw texturing, and a circular arc are designed for optimal airflow with minimal noise.



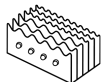
Advanced Vapor Chamber

Built-in Vapor Chamber swiftly transfers heat from the GPU and VRAM to the core pipe for optimal dissipation.



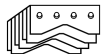
Optimized Heat Distribution - Core Pipe

Square-shaped Core Pipes maximize heat dissipation with the Vapor Chamber for superior cooling.



Wave Curved 4.0

Precision-engineered wave edges with a high-low fin design enhance airflow and reduce turbulence.



Air Antegrade Fin 2.0

The fins feature a V-shaped cutout and a high-low design at the airflow passthrough to optimize flow efficiency.



Metal Backplate

A reinforcing metal backplate with airflow vents and thermal pads enhances cooling.



MSI Center

The exclusive MSI Center software lets you monitor, tweak and optimize MSI products in real-time.