



## SPECIFICATIONS

Socket	GeForce RTX™ 3090 SUPRIM X 24G
Socket	NVIDIA® GeForce RTX™ 3090
Socket	PCI Express® Gen 4
Socket	10496 Units
Socket	Extreme Performance: 1875 MHz (Dragon Center) Boost: 1860 MHz (GAMING & SILENT Mode)
Socket	19.5 Gbps
Socket	420W
Socket	8-pin x 3
Socket	750 W
Socket	336 x 140 x 61 mm
Socket	1895g / 3197g
Socket	Y
Socket	Y
Socket	7680 x 4320
Marketing Name	GeForce RTX™ 5060 Ti 8G GAMING
Memory	8GB GDDR7
HDCP Support	Y
Graphics Engine	NVIDIA® GeForce RTX™ 5060 Ti
Bus Standard	PCI Express® Gen 5 x16 (uses x8)
Memory Interface	128-bit
Core Clock Speed(MHz)	Extreme Performance: 2587 MHz (MSI Center) Boost: 2572 MHz
Memory Clock Speed(MHz)	28 Gbps
Maximum Displays	4
Output	DisplayPort x 3 (v2.1b) HDMI™ x 1 (As specified in HDMI™ 2.1b: up to 4K 480Hz or 8K 120Hz with DSC, Gaming VRR, HDR)
Power consumption (W)	180 W
Recommended Power Supply (W)	600 W
Digital Maximum Resolution	7680 x 4320
Power Connectors	16-pin x 1 (ATX 3.1 PSU recommended)
DirectX Version Support	12 Ultimate
OpenGL Version Support	4.6
Card Dimension(mm)	247 x 135 x 51 mm

## FEATURES



### Twin Frozr 10

Experience superior cooling and quieter performance with MSI's enhanced fan blade design.



### STORMFORCE FAN

Seven fan blades, claw texturing, and a circular arc are designed for optimal airflow with minimal noise.



### Nickel-plated Copper Baseplate

Heat from the GPU and memory is swiftly captured by a nickel-plated copper baseplate and transferred.



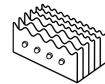
### Core Pipes

Core Pipes feature a square design to maximize contact with the GPU baseplate for optimal thermal management.



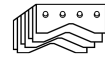
### Metal Backplate

A reinforcing metal backplate with airflow vents and thermal pads enhances cooling.



### Wave Curved 4.0

Precision-engineered wave edges with a high-low fin design enhance airflow and reduce turbulence.



### Air Antegrade Fin 2.0

The fins feature a V-shaped cutout and a high-low design at the airflow passthrough to optimize flow efficiency.



### MSI Center

The exclusive MSI Center software lets you monitor, tweak and optimize MSI products in real-time.




### Afterburner

Take full control with the most recognized and widely used graphics card overlocking software in the world.

**Weight** 768 g / 1219 g

### CONNECTIONS



1. DisplayPort
2. HDMI™