FAQ No. 01886

Can't adjust the brightness

Affected Model: All G series models

Q: Why can't save the Gamma setting in Dragon Gaming Center?

A: The gamma value can only be customized for applications that are launched from Dragon Gaming Center.

Please follow the steps below to save Gamma setting for software.

1. Open software Dragon Gaming Center, select "Instant Play"-> "Display & Audio"->click "Setting"->change the Gamma value to that you want->click save to save this setting.



2. Click "Instant Play"-> click "Add"->click "Browse" to add the softwares that you want to get the new Gamma setting->then you will see the software in Game List".

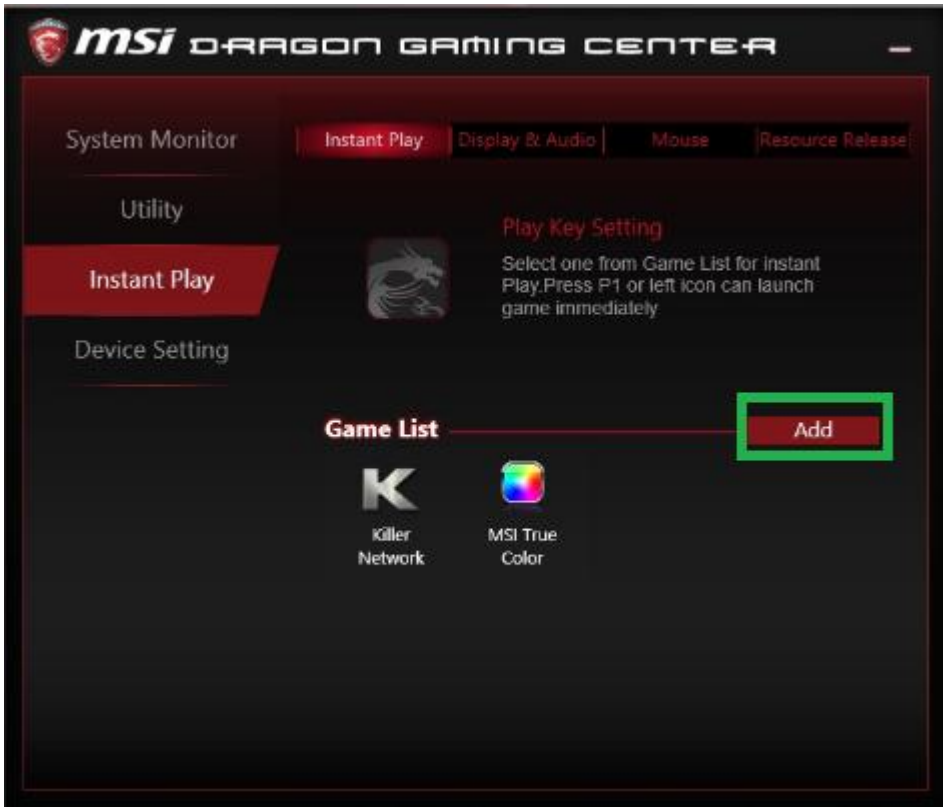
msi DRAGON GAMING CENTER
System Monitor
Utility
Instant Play
Device Setting
Instant Play
Display & Audio
Mouse
Resource Release
Play Key Setting
Select one from Game List for instant Play.Press P1 or left icon can launch game immediately
Game List
Add
Killer Network
MSI True Color


msi DRAGON GAMING CENTER
Found Games
Select All
Browse
OOPS!
Cannot find any games in Windows Games. Please add the game manually.
Save
Cancel
Add

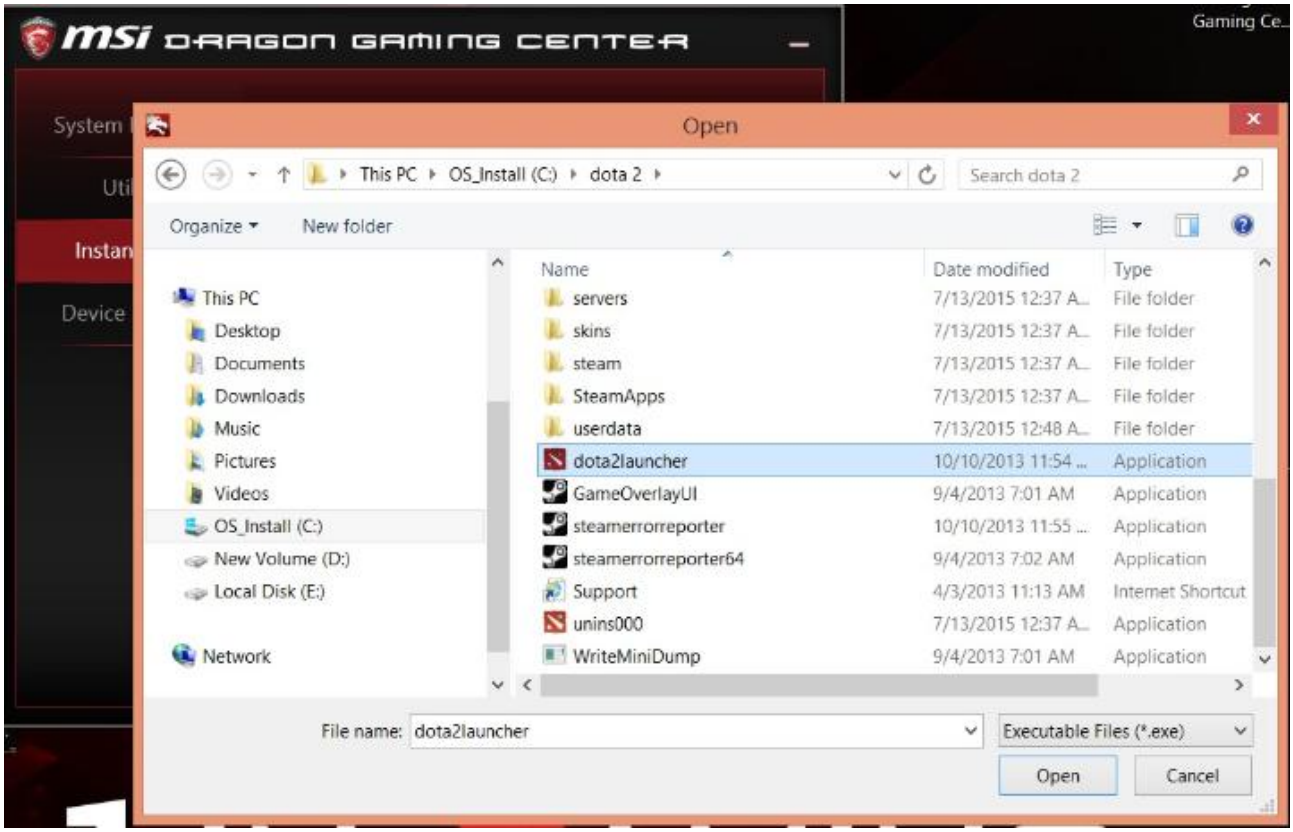
msi DRAGON GAMING CENTER
Open
This PC ▸ OS_Install (C:) ▸ dota 2 ▸
Search dota 2
Organize
New folder
Name
Date modified
Type
servers 7/13/2015 12:37 A... File folder
skins 7/13/2015 12:37 A... File folder
steam 7/13/2015 12:37 A... File folder
SteamApps 7/13/2015 12:37 A... File folder
userdata 7/13/2015 12:48 A... File folder
dota2launcher 10/10/2013 11:54 ... Application
GameOverlayUI 9/4/2013 7:01 AM Application
steamerrorreporter 10/10/2013 11:55 ... Application
steamerrorreporter64 9/4/2013 7:02 AM Application
Support 4/3/2013 11:13 AM Internet Shortcut
unins000 7/13/2015 12:37 A... Application
WriteMiniDump 9/4/2013 7:01 AM Application
This PC
Desktop
Documents
Downloads
Music
Pictures
Videos
OS_Install (C:)
New Volume (D:)
Local Disk (E:)
Network
File name: dota2launcher
Executable Files (*.exe)
Open
Cancel


msi DRAGON GAMING CENTER
System Monitor
Utility
Instant Play
Device Setting
Instant Play
Display & Audio
Mouse
Resource Release
Play Key Setting
Select one from Game List for instant Play.Press P1 or left icon can launch game immediately
Game List
Add
dota2launcher
Killer Network
MSI True Color

3. Click the software icon in Game List, it will go to Play Key Setting.



4. Click the software icon in Play Key Setting, this software will lanuch directly with the Gamma setting.

